




ISBN 0-15-327644-4



 Harcourt

Level 1


# HOW DOES YOUR GARDEN GROW?

by Mirabella Mendez  
illustrated by Pearl Beach




 Harcourt





Let's grow a garden! We can plant some seeds. We can watch them grow!




Let's dig up the dirt. We can use shovels to turn over the dirt.








Let's plant lots of seeds. The seeds are different shapes. The seeds are different sizes.




Some seeds will grow into vegetables. Some seeds will grow into flowers. Some seeds won't grow at all.








Let's plant lots of flowers. Flowers will look beautiful. Flowers will smell wonderful.



Let's plant lots of vegetables. We can plant lettuce, beans, and peppers. We can plant carrots, tomatoes, and beets.








Let's make holes in the ground. Plop!  
We drop the seeds into the holes.  
Then we cover the seeds with dirt.



Seeds need sunlight and water to  
grow. Let's water the garden everyday.  
The sun will warm the seeds.








The seeds sprout into green shoots!  
The shoots stick up in the dirt. The  
shoots grow into plants.




Let's check the garden. The plants are  
growing fast! The flowers are starting  
to bloom.








Let's look at the tomatoes. The plants are very tall. The tomatoes are still small. When will we be able to eat them?




Let's look at the things that live in the garden. Bees buzz on the flowers. Butterflies land on the leaves. An earthworm crawls in the dirt.






Let's check the vegetables in the garden. Here are tomatoes and squash! Here are beans and peas! Here are carrots and radishes!



Let's check the flowers in the garden. Here is a sunflower as tall as a person! Here is a rose that smells sweet.





Let's pick the flowers. Let's eat the juicy red tomatoes. Let's make a salad. We grew a wonderful garden!

## Discussion For Language Development

Use the following items to discuss the book with children and note their level of understanding of the concepts and vocabulary in it. Allow children time to discuss the items with partners or in small groups, negotiating for meaning and generating new ideas, before you evaluate their comprehension.

- 1 Page through the book with children and ask them to explain each step in making the garden.
- 2 Ask: **What part of growing a garden would be the most fun? Why?**
- 3 Ask: **What would you plant in your garden? Why?**



**Vegetables Are Healthy** Ask children to draw a picture of their favorite vegetable and explain how they like it prepared. Remind them that vegetables can be eaten cooked and raw. Explain that vegetables are very important to eat every day.



**School-Home Connection Garden Memories** Ask children to talk to family members about gardens they have planted or seen. Ask children to return to school with a list of the foods or flowers that were grown.