


Reading

READING




Consonant Digraph kn

Listen for the sound of consonant digraph **kn** in **knot**.
The **k** is silent.



Directions: Color the pictures whose names begin with the **kn** sound. Connect all the colored pictures from the knight to his horse.



Consonant
Digraphs

READING

One Step Further

Knock on your knee five times.
Say a **kn** word each time you knock.



Consonant Digraph wr

Listen for the sound of consonant digraph **wr** in **wren**.
The **w** is silent.



wren

Directions: Print **wr** under the pictures whose names begin with the sound of **wr**. Color the **wr** pictures.



READING



One Step Further

Write directions on how to use a wrench.
See if a friend can follow your directions.

Ending Digraphs

Some words end with consonant digraphs. Listen for the ending digraphs in **duck**, **moth**, **dish**, and **branch**.

duck



moth



dish



branch



Consonant
Digraphs


Directions: Say the name of each picture. Circle the letters that stand for the ending sound.



ck
th
sh
ch



ck
th
sh
wh



ck
th
sh
ch



ck
th
sh
ch



ck
th
sh
ch



ck
th
sh
ch



ck
th
sh
ch



ck
th
sh
ch



ck
th
sh
ch

READING

One Step Further


Look at the clock right before you go to sleep. What time does it say?




Hear and Write Digraphs

Directions: The name of each picture below ends with **ck**, **th**, **sh**, or **ch**. Write each word on the lines below.


















One Step Further

Name several objects you use every day.
Do those words have ending digraphs?

Missing Digraphs

Directions: Fill in the circle beside the missing digraph in each word.

Consonant Digraphs

<p>_____ale</p>  <p> <input type="radio"/> wh <input type="radio"/> wr <input type="radio"/> ch </p>	<p>pea_____</p>  <p> <input type="radio"/> ck <input type="radio"/> th <input type="radio"/> ch </p>	<p>_____ife</p>  <p> <input type="radio"/> kn <input type="radio"/> ch <input type="radio"/> wr </p>
<p>_____imp</p>  <p> <input type="radio"/> ck <input type="radio"/> kn <input type="radio"/> ch </p>	<p>_____ell</p>  <p> <input type="radio"/> ch <input type="radio"/> sh <input type="radio"/> ck </p>	<p>clo_____</p>  <p> <input type="radio"/> ck <input type="radio"/> ch <input type="radio"/> kn </p>
<p>_____ite</p>  <p> <input type="radio"/> kn <input type="radio"/> wr <input type="radio"/> th </p>	<p>fi_____</p>  <p> <input type="radio"/> ch <input type="radio"/> sh <input type="radio"/> th </p>	<p>_____orn</p>  <p> <input type="radio"/> th <input type="radio"/> wr <input type="radio"/> ch </p>

One Step Further

Look at the digraphs that are not filled in. Name words using those digraphs.



Silent Letters

Silent Letters

Some words have letters you cannot hear at all, such as the **gh** in **night**, the **w** in **wrong**, the **l** in **walk**, the **k** in **knee**, the **b** in **climb**, and the **t** in **listen**.

Directions: Look at the words in the word box. Write the word under its picture. Underline the silent letters.

knife	light	calf	wrench	lamb	eight
wrist	whistle	comb	thumb	knob	knee



























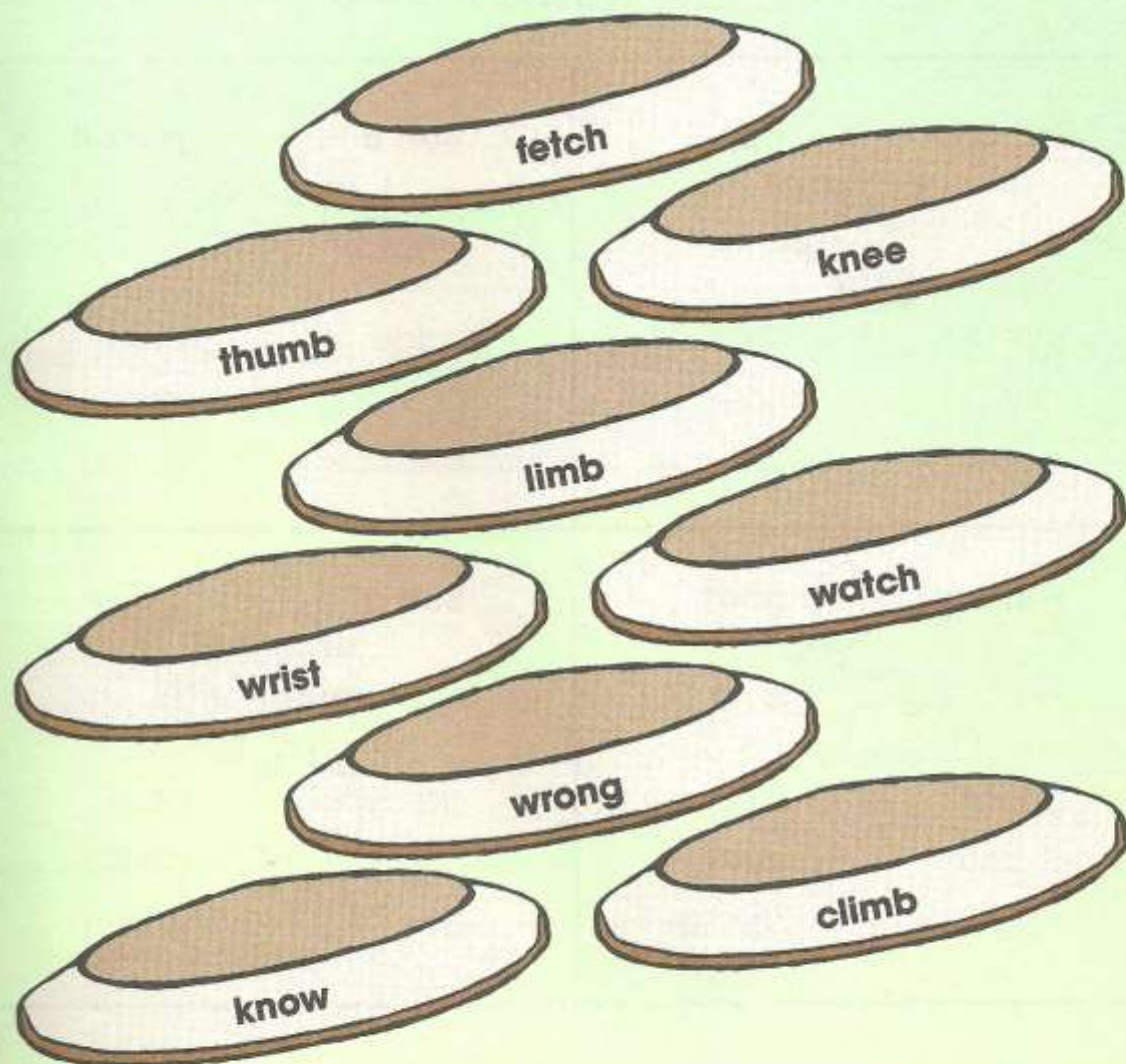
One Step Further

Think of other words you know that have a silent letter. What are those words?

A Flying Saucer?

A **discus** is a flat circle made mostly of wood with a metal center and edge that looks a bit like a plate. A men's discus is about nine inches across and weighs a little over four pounds. A women's discus is about two inches smaller and about two pounds lighter. The men's world record throw is 243 feet, but the women's world record is even greater—252 feet!

Directions: Read the word in each discus. Write its silent consonant in the center.



One Step Further

Toss a frisbee with a friend.

How many catches can you make in a row?



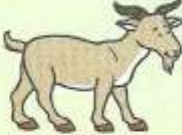



Sounds of c and g

Consonants **c** and **g** each have two sounds. Listen for the soft **c** sound in **pencil**. Listen for the hard **c** sound in **cup**.

Listen for the soft **g** sound in **giant**. Listen for the hard **g** sound in **goat**. **C** and **g** usually have the soft sound when they are followed by **e**, **i**, or **y**.

Directions: Say the name of each picture. Listen for the sound of **c** or **g**. Then, read the words in each list. Circle the words that have that sound of **c** or **g**.

<p>Hard c cup</p>  <p>car race city rice cone can</p>	<p>Soft c pencil</p>  <p>cage cane face cent ice cube</p>
<p>Hard g goat</p>  <p>good magic dragon gum stage gentle</p>	<p>Soft g giant</p>  <p>garden gem page giraffe gas gorilla</p>



One Step Further

List words that contain **c** or **g**.

Write whether those are hard or soft letters.

Hard and Soft c and g

Directions: Circle as many words in each word search as you can find. List them in the correct column. **Hint:** The words going up and down have the hard sound, and the words going across and backward have the soft sound.

Hard ↓

g

Soft →

t	s	g	e	m	n	r
e	l	t	n	e	g	p
g	n	s	g	e	r	m
i	t	o	a	h	o	f
r	i	h	p	r	a	o
l	e	g	i	a	n	t

Hint: Two words in the c word search go diagonally. They have both a hard and a soft c sound.

Hard ↓

c

Soft →

c	e	n	t	e	r	c
a	i	c	r	a	i	a
s	x	r	a	r	g	r
t	n	e	c	l	f	p
p	y	u	a	i	n	e
a	s	r	n	s	e	t
c	i	t	y	o	m	u

Both Hard and Soft

One Step Further

Name a word with a soft c, like **center**.
Draw a picture of that word in a circle.



Hard and Soft c and g

Directions: Underline the letter that follows the **c** or **g** in each word. Write **hard** if the word has the hard **c** or hard **g** sound. Write **soft** if the word has the soft **c** or soft **g** sound.

car



wagon



cup



pencil



gym



cot



giant



gem



celery




One Step Further

Look around your school.

Name a word with a soft **g**, like **giant**.

Kick It In!

Directions: Write a vowel to complete each word below.



n _ t



p _ ss

s _ cks



r _ n



k _ ck

Vowel
Sounds

READING

One Step Further

Kick a soccer ball outside. Say a word with a different vowel sound with each kick.



Long Vowels

Long vowel sounds have the same sound as their names. When a **super silent e** comes at the end of a word, you cannot hear it, but it changes the short vowel sound to a long vowel sound.

Example: rope, skate, bee, pie, cute

Directions: Say the name of the pictures. Listen for the long vowel sound. Write the missing long vowel sound under each picture.



c__ke



h__ke




n__se



__pe



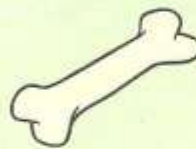
c__be



gr__pe



r__ke



b__ne





k__te

**One Step Further**



Ask an adult to help you bake a cake.
Surprise a friend by giving it to him or her.

Review

Directions: Read the words in each box. Cross out the word that does **not** belong.

long vowels 	short vowels 
<p>cube</p> <p>cup</p> <p>rake</p> <p>me</p>	<p>man</p> <p>pet</p> <p>fix</p> <p>ice</p>

Directions: Write **short** or **long** to label the words in each box.

_____ vowels 	_____ vowels 
<p>hose</p> <p>take</p> <p>bead</p> <p>cube</p> <p>eat</p> <p>see</p>	<p>frog</p> <p>hot</p> <p>sled</p> <p>lap</p> <p>block</p> <p>sit</p>

One Step Further

Think about the vowels in your first name.
Are they long or short?



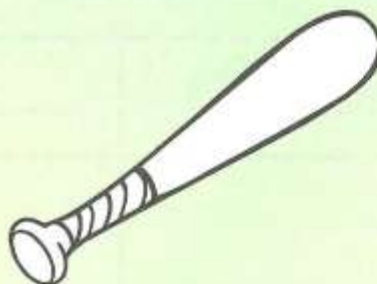
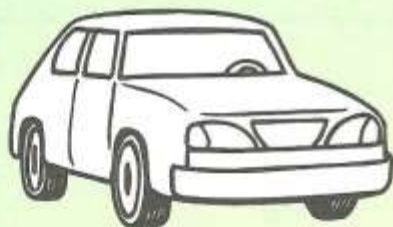
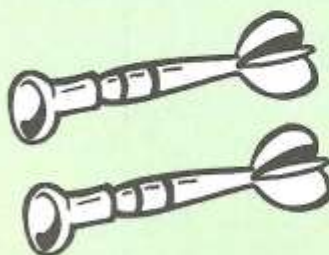
Tricky ar

When **r** follows a vowel, it changes the vowel's sound. Listen for the **ar** sound in **star**.

Directions: Color the pictures whose names have the **ar** sound.



star

**One Step Further**

Draw 10 stars. Write a word that starts with the letter **s** on each star.

Write ar or or

Listen for the **or** sound in **horn**.



horn

Directions: Write **ar** or **or** to complete each word.

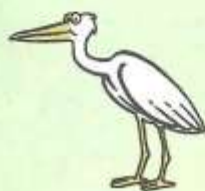


40

th n

c t

f ty



st k

c n

h p



m

st

p ch

READING

One Step Further

Draw a picture of a flower in a jar. Label the parts of the flower, including the thorns.



Mix and Match

The letters **ur**, **er**, and **ir** all have the same sound. Listen for the vowel sound in **surf**, **fern**, and **girl**.

surf



fern



girl



Directions: Draw a line from each word to the picture it names.



herd

turkey



clerk


thirty

30

purse



bird



One Step Further

Name 10 friends or family members. Then, write them out in ABC order.

Write ur, er, and ir

Directions: Find a word from the box to name each picture. Write it on the line below the picture.

Vowel
Sounds

turkey

clerk

dirt

fern

thirty

girl

herd

purple

surf



30

READING

One Step Further

Draw a turkey. Write a **ur**, **er**, or **ir** word on each of the turkey's feathers.



Vowel Pairs ai and ay

You know that the letters **a__e** usually stand for the long **a** sound. The vowel pairs **ai** and **ay** can stand for the long **a** sound, too. Listen for the long **a** sound in **train** and **hay**.

Directions: Say the name of each picture below. Look at the vowel pair that stands for the long **a** sound. Under each picture, write the words from the box that have the same long **a** vowel pair.

cage
mail

play
chain

pay
snake

gate
snail

stay
gray

skate
tail



cake



train



hay

_____	_____	_____
_____	_____	_____
_____	_____	_____
_____	_____	_____



One Step Further

Name rhyming words for **cake**, **train**, and **hay**. How are those words spelled?

Vowel Pairs oa and ow

You know that the letters **o_e** and **oe** usually stand for the long **o** sound. The vowel pairs **oa** and **ow** can stand for the long **o** sound, too. Listen for the long **o** sound in **road** and **snow**.

Directions: Find and circle eight long **o** words. The words may go **across** or **down**. Beside each picture, write the words that use the same long **o** vowel pair.

Z	L	I	A	C	R
B	O	C	R	O	W
S	W	R	J	A	G
O	G	O	A	L	R
A	L	A	G	X	O
P	Y	K	N	O	W



road



snow

One Step Further

Walk or ride your bike down the road you live on. What do you pass?



Vowel Pair ui

You know that the letters **u__e** and **ue** usually stand for the long **u** sound. The vowel pair **ui** can stand for the long **u** sound, too. Listen for the long **u** sound in **cruise**.



cruise

Directions: Circle the name of the picture.
Then, write the name on the line.



mall
male
mule




sun
Sue
say



fruit
flat
frame



sun
sit
suit



cubes
cubs
caves



Jake
juice
just



fly
flute
fleece



globe
gull
glue



blue
black
ball

**One Step Further**

Pretend you are on a cruise ship and can sail anywhere in the world. Where would you go?

Vowel Pair ea

Some vowel pairs can stand for more than one sound. The vowel pair **ea** has the sound of long **e** in **team** and short **e** in **head**.



Vowel
Sounds

Directions: Say the name of each picture. Listen for the sound that **ea** stands for. Circle **Long e** or **Short e**. Then, color the pictures whose names have the short **e** sound.



Long e Short e



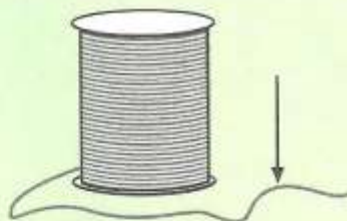
Long e Short e




Long e Short e



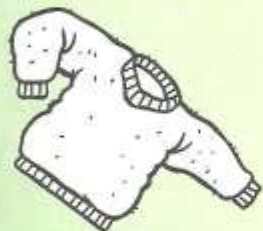
Long e Short e



Long e Short e



Long e Short e



Long e Short e



Long e Short e



Long e Short e

READING

One Step Further

Talk about a team that you have been on recently. What was your role on the team?







Vowel Pair oo

Listen for the difference between the sound of the vowel pair oo in **moon** and its sound in **book**.



Directions: Say the name of the picture. Circle the picture of the moon or the book to show the sound of vowel pair oo.

**One Step Further**

What is the best book you've read recently?
What did you like about it?

Highlight Happy

Highlighting is a strategy that will help you with your reading. When you highlight something, you use a light-colored marker to color over a special word or words that you want to remember.


Recalling
Details

Highlighting means you...

Directions: Follow the directions to highlight words in the sentences below.

1. Highlight four things you might find in the ocean.

There are many creatures that live in the ocean. If you are lucky, you might see a whale or a dolphin in the ocean. If you are unlucky, you might find a jellyfish or even a shark!



2. Highlight six things you should bring to the beach.

Spending the day at the beach can be lots of fun. However, you must remember to bring sun block, drinking water, a hat, sandals, a towel, and a snack.



One Step Further

Go through this book. Highlight the lessons you think are most important.



Tooth Tales

Directions: Read the following information about your teeth.

Recalling
Details

Did you know that your teeth are made of enamel? Enamel is the hardest material in your entire body. It makes your teeth strong.

There are four different types of teeth in your mouth. Your front four teeth on the top and front four teeth on the bottom are called **incisors**. Ouch! They are sharp teeth used for biting (for biting food that is, not for biting your brother!).

You have two very pointy teeth on the top and two on the bottom called **canines**. They are used for foods that are hard to chew.

In the very back of your mouth, you have 12 wide teeth called **molars**. They are used for grinding food. (These are worth a lot to the Tooth Fairy!)

Finally, you have eight teeth called **bicusplds** for crushing food.

Adults have 32 permanent teeth! That's a lot of teeth, so keep smiling!



One Step Further

Teeth are important for a healthy smile.
What do you do to take care of your teeth?

Tooth Tales

205

Directions: Answer the questions from the story about your teeth.

Recalling
Details

What are your teeth made of? _____
Highlight where you found the answer.

What is the hardest material in your body? _____
Highlight where you found the answer.

How many different types of teeth are in your mouth? _____
Highlight where you found the answer.

What are your two very pointy teeth called? _____
Highlight where you found the answer.

How many teeth do adults have? _____
Highlight where you found the answer.

What teeth are used for biting? _____
Highlight where you found the answer.

How many molars do people have? _____
Highlight where you found the answer.

READING

One Step Further

How many teeth do you have?
How many teeth have you lost?



The World's Greatest Tree House!

Directions: Create the world's greatest tree house by following the directions below to finish the picture. Use crayons to draw or color each part as indicated.

Recalling
Details

1. Draw a super cool clubhouse door with a special doorknocker.
2. Draw windows (any shape!) and curtains for the windows.
3. Draw a ladder leading up to the tree house.
4. Draw a sign over the door of the tree house.
5. Draw a swing hanging from the tree.
6. Draw two children using the tree house.



One Step Further

Write a story about this tree house.
Is it used for a secret club?

Use the Clues

Context clues can help you figure out words you do not know. Read the words around the new word. Think of a word that makes sense.

Kate swam in a _____?



Did Kate swim in a cake or a lake? The word **swim** is a context clue.

Directions: Kate wrote this letter from camp. Read the letter. Use context clues to write the missing words from the word box. What clues did you use?

lake
pancakes
six
forest

Dear Mom and Dad,

I woke up at _____ o'clock and got

dressed. My friends and I ate _____ for

breakfast. We went hiking in the _____.

Then, we went swimming in the _____.
Camp is fun!

Love, Kate

One Step Further

Write a letter to a friend about everything you did today.



Clues for Clothes

Context Clues

Directions: Read the story. Use context clues to figure out the missing words. Write the words from the word box. Then, answer the questions.

Maria bundles up. She sticks her arms through

socks
scarf
sweaters
mittens

two _____ . She tugs three pairs of

_____ over her feet. She wraps a _____

around her neck. At last, she pulls her _____ onto her hands. Maria goes outside to play. Nobody is warmer than Maria.

1. What clue words helped you figure out sweaters?

2. What clue words helped you figure out mittens?



One Step Further

What clothes do you wear when you are cold? What do you wear when you're hot?

Context Clues in Action

Directions: Read the story. Use context clues to figure out the meanings of the **boldfaced** words. Draw a line from the word to its meaning. The first one is done for you.

Jack has a plan. He wants to take his parents out to lunch to show that he **appreciates** all the nice things they do for him. His sister Jessica will go, too, so she won't feel left out. Jack is **thrifty**. He saves the **allowance** he earns for doing **chores** around the house. So far, Jack has saved 10 dollars. He needs only five dollars more. He is excited about paying the check himself. He will feel like an **adult**.



Context Clues

appreciates	jobs
allowance	grown-up
chores	is grateful for
thrifty	money earned for work
adult	careful about spending money

One Step Further

Do something to show that you appreciate a friend or family member.



Five Senses

Directions: Read this story about the senses. Then, do the activities on page 211.

Comprehension

As you use your eyes to read this, you are using one of your five senses. You are using your sight. Your sense of sight lets you see faces, places, shapes, letters, and words. Your sight helps you see beautiful things and helps keep you safe.

Bells ringing, children singing, and your mother calling you to dinner all use the sense of hearing. Your ears catch sound waves that travel through the air and you hear them.

Your sense of hearing warns you with a beep-beep that a truck is backing up. A phone rings and you hear it. Could it be a friend calling?

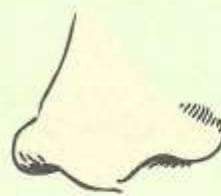
Your sense of smell lets you know that a pizza is cooking without you even seeing it. Your

nose smells the fresh sheets on your bed and lets you know that your dog has been playing in the rain or with a skunk.

You use your tongue for tasting. Foods can taste salty, sweet, sour, or bitter. Your sense of smell and taste work together so you can enjoy food. Dill pickles or tangy oranges are tasty treats. Cotton candy and popcorn are also tasty treats.

Your largest sense organ is your skin. Your sense of touch is found in your skin. You can feel smooth, soft, rough, sharp, hot, and cold. Velvet is a smooth touch. Sandpaper is rough. Snow is cold, and cotton balls are soft.

Your five senses help to keep you safe and help you enjoy life.



One Step Further

Name what each of your five senses are experiencing right now.

Five Senses

Directions: Draw a line to match the sense to the body part that works with it.



eyes
ears
nose
tongue
skin

taste
smell
sight
hearing
touch



Comprehension

Directions: Write what you learned about each sense after reading the story on page 210.

Taste _____

Smell _____

Sight _____

Hearing _____

Touch _____

READING

One Step Further

List three of your favorites under each sense: taste, smell, sight, hearing, and touch.



Types of Tops

The **main idea** is the most important point or idea in a story.

Directions: Read about tops. Then, answer the questions.

Tops come in all sizes. Some tops are made of wood. Some tops are made of tin. All tops do the same thing. They spin! Do you have a top?



1. Circle the main idea:

There are many kinds of tops.

Some tops are made of wood.

2. What are some tops made of? _____

3. What do all tops do? _____



One Step Further

Name something else that spins.
Spin in circles like a top, but don't get dizzy!

Playing Store

Directions: Read about playing store. Then, answer the questions.

Tyson and his friends like to play store. They use boxes and cans. They line them up. Then, they put them in bags.

Comprehension



1. Circle the main idea:

Tyson and his friends use boxes, cans, and bags to play store.

You need bags to play store.

2. Circle your answer:

Who likes to play store?

all kids

some kids

One Step Further

Do you like to play store? What is your favorite thing to buy at the store?



178 **Consonant Digraph wr**
Listen for the sound of consonant digraph **wr** in **wren**. The **w** is silent.

Directions: Find **wr** under the pictures whose names begin with the sound of **wr**. Color the **wr** pictures.

wr **wr** **wr**

wr **wr** **wr**

wr **wr** **wr**

One Step Further
Write questions on how to use a wrench. Ask if a friend can follow your directions.

179 **Ending Digraphs**
Some words end with consonant digraphs. Listen for the ending digraphs in **dash**, **noth**, **dash**, and **brush**.

Directions: Say the name of each picture. Circle the letters that stand for the ending sound.

One Step Further
Look at the clock right before you go to sleep. What time does it say?

180 **Hear and Write Digraphs**
Directions: The name of each picture below ends with **ck**, **th**, **sh**, or **ch**. Write each word on the lines below.

One Step Further
How is a wheel a part of you and a hand? Do these words have ending digraphs?

181 **Missing Digraphs**
Directions: Fill in the circle beside the missing digraph in each word.

_ck <input type="radio"/> wk <input type="radio"/> wr <input type="radio"/> ck	_ch <input type="radio"/> ck <input type="radio"/> sh <input type="radio"/> ch	_sh <input type="radio"/> kn <input type="radio"/> ch <input type="radio"/> wr
_ck <input type="radio"/> ck <input type="radio"/> sh <input type="radio"/> ch	_ck <input type="radio"/> ck <input type="radio"/> sh <input type="radio"/> ck	_ck <input type="radio"/> ck <input type="radio"/> ch <input type="radio"/> sh
_ck <input type="radio"/> kn <input type="radio"/> wr <input type="radio"/> th	_ck <input type="radio"/> ck <input type="radio"/> th	_ck <input type="radio"/> th <input type="radio"/> wr <input type="radio"/> ch

One Step Further
Look at the digraphs that are not listed in these words using those digraphs.

182 **Silent Letters**
Some words have letters you cannot hear (k, ck, such as the **gh** in **right**, the **w** in **wasp**, the **k** in **kiss**, the **b** in **climb**, and the **k** in **kiss**).

Directions: Look at the words in the word box. Write the word under its picture. Underline the silent letters.

knuckle right coil wrench wrist slight
 wolf whale comb thumb knee knee

One Step Further
Think of other words you know that have a silent letter. What are those words?

183 **A Flying Saucer?**
A **discus** is a flat circle made mostly of wood with a metal center and edge that looks a bit like a plate. A man's discus is about nine inches across and weighs a little over four pounds. A woman's discus is about two inches smaller and about two pounds lighter. The men's world record throw is 502 feet, but the women's world record is even greater—552 feet!

Directions: Read the word in each circle. Write its silent consonant in the center.

One Step Further
How a flower with a stem. How many circles can you make in a day?





184

Sounds of c and g

Consonants c and g each have two sounds. Listen for the soft c sound in pencil. Listen for the hard c sound in cap.

Listen for the soft g sound in giant. Listen for the hard g sound in goat. C and g usually have the soft sound when they are followed by e, i, or y.

Directions: Say the name of each picture. Listen for the sound of c or g. Then, read the words in each list. Circle the words that have that sound of c or g.


<p>Hard c cap</p>  <p>cap cap cap</p>	<p>Soft c pencil</p>  <p>cap cap cap</p>
<p>Hard g goat</p>  <p>goat goat goat</p>	<p>Soft g giant</p>  <p>giant giant giant</p>

One Step Further
Are words that combine c or g. Write whether they are hard or soft letters.


185

Hard and Soft c and g

Directions: Circle as many words in each word search as you can find. List them in the correct column. **Hint:** The words are going up and down like the hard sound, and the words going across and diagonally have the soft sound.

<p>Hard</p> <p>cap cap cap cap cap</p>		<p>Soft</p> <p>gem gem giant giant gentle</p>
---	---	--

Hint: Two words in this word search go diagonally. They have both a hard and a soft c sound.

<p>Hard</p> <p>cap cap cap cap cap</p>		<p>Soft</p> <p>center city cent</p>
---	---	--

Both Hard and Soft

circle circus

One Step Further
Name a word with a soft c, too hard. Circle a picture of that word in a book.

186

Hard and Soft c and g

Directions: Underline the letter that follows the c or g in each word. Write **hard** if the word has the hard c or hard g sound. Write **soft** if the word has the soft c or soft g sound.

car	wagon	cup
<u>h</u> ard	<u>h</u> ard	<u>h</u> ard
pencil	gun	net
<u>s</u> oft	<u>s</u> oft	<u>h</u> ard
goat	gun	celery
<u>s</u> oft	<u>s</u> oft	<u>s</u> oft

One Step Further
Look around your room. Name a word with a soft g, like goat.

187

Kick It In!

Directions: Write a vowel to complete each word below.

				
so <u>l</u>	so <u>l</u>	so <u>l</u>	so <u>l</u>	so <u>l</u>
				
so <u>l</u>	so <u>l</u>	so <u>l</u>	so <u>l</u>	so <u>l</u>

One Step Further
Ask a friend to make the letter c and write a different vowel sound with each cap.

188

Long Vowels

Long vowel sounds have the same sound as their names. When a **silent e** comes at the end of a word, you can hear it, but it changes the short vowel sound to a long vowel sound.

Example: cake, kite, like, pie, cube

Directions: Say the name of the picture. Listen for the long vowel sound. Write the missing long vowel sound under each picture.

		
c <u>a</u> ke	k <u>i</u> te	l <u>i</u> ke
		
c <u>u</u> be	l <u>i</u> ke	l <u>i</u> ke
		
l <u>i</u> ke	b <u>o</u> ne	k <u>i</u> te

One Step Further
Ask a friend to help you make a cube. Suppose a hand is going to form a cube.

189

Review

Directions: Read the words in each box. Circle the word that starts not looking.

<p>long vowels</p> <p>cube like bone ice</p>	<p>short vowels</p> <p>man pet fox top</p>
---	---

Directions: Think short or long to label the words in each box.

<p>long vowels</p> <p>head lake bread cube eat sea</p>	<p>short vowels</p> <p>leg out view top break at</p>
---	---

One Step Further
Think about the vowel in your first name. Ask a friend if it's short?

190

Tricky or

When a letter is followed by a vowel, it changes the vowel's sound. Listen for the or sound in star.

Directions: Color the pictures whose names have the or sound.



One Step Further
Draw a line from a word that starts with the letter or to each or.

Copyright © Pearson Education, Inc.

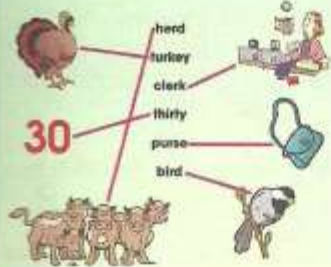
192

Mix and Match

The letters or, er, and ir all have the same sound. Listen for the same sound in surf, fern, and girl.



Directions: Draw a line from each word to the picture it names.



One Step Further
Write 30 words in early cursive. Then write them out in ABC order.

Copyright © Pearson Education, Inc.

194

Vowel Pairs oi and oy

You know that the letters oi and oy usually stand for the long o sound. The vowel pairs oi and oy can stand for the long o sound, too. Listen for the long o sound in foie and boy.

Directions: Say the names of each picture below. Look at the vowel pair that stands for the long o sound. Under each picture, write the words from the box that have the same long o vowel pair.

cage	play	boy	gate	stay	snake
mail	chain	snail	gray	tail	



cage mail play
snake chain pay
gate snail stay
skate tail gray

One Step Further
Write any words from the box that you like on a card. What words are left?

Copyright © Pearson Education, Inc.

Write or or

Listen for the or sound in fern.

Directions: Write or or to complete each word.



One Step Further
Draw a picture to show in a jar. Label the path of the flower, including the thorn.

Copyright © Pearson Education, Inc.

191

Vowel Sounds

READING

193

Write ur, er, and ir

Directions: Find a word from the box to name each picture. Write it on the line below the picture.

turtle	clerk	girl	herd	thirty
girl	herd	purple	surf	



One Step Further
Draw a turkey. Write ur, er, or ir words on each of the turkey's feathers.

Copyright © Pearson Education, Inc.

Vowel Sounds

READING

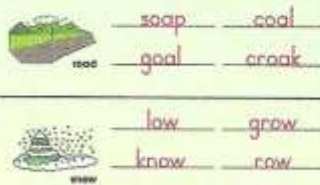
195

Vowel Pairs oa and ow

You know that the letters oa and ow usually stand for the long o sound. The vowel pairs oa and ow can stand for the long o sound, too. Listen for the long o sound in soap and snow.

Directions: Find and circle eight long o words. The words may go across or down. Write each word in the box. Write the words that use the same long o vowel pair.

S	L	A	C	R
O	O	C	O	O
R	W	B	J	A
O	O	C	A	S
A	L	A	X	O
P	V	E	R	O



One Step Further
Write or draw your own about the word you like on a card. What words are left?

Copyright © Pearson Education, Inc.

Vowel Sounds

READING

196 **Vowel Pair ai**

You know that the letters **a** and **i** usually stand for the long **a** sound. The vowel pair **ai** can stand for the long **a** sound, too. Listen for the long **a** sound in **air**.

Directions: Circle the name of the picture. Then, write the name on the line.

mule Sue fruit
suit cubes juice
flute glue blue

One Step Further
Pick a vowel pair you like to use. Write it on a card and use it to write words in the extra words below you get.

197 **Vowel Pair ie**

You know that the letters **i** and **e** usually stand for the long **i** sound. The vowel pair **ie** can stand for the long **i** sound, too. Listen for the long **i** sound in **knife**.

Directions: Write **i**, **e**, or **ie** to complete each word.

dime tie flies
five knife tried
pie lie kite

One Step Further
Choose one **i**, **e**, or **ie** and write it on a card. Use each picture to write a word.

198 **Missing Vowel Pairs**

Directions: Fill in the circle beside the missing vowel pair in each word.

 <input type="radio"/> ie <input type="radio"/> ay <input type="radio"/> ee	 <input type="radio"/> aw <input type="radio"/> ai <input type="radio"/> ay	 <input type="radio"/> aw <input type="radio"/> ie <input type="radio"/> ay
 <input type="radio"/> ie <input type="radio"/> ai <input type="radio"/> ee	 <input type="radio"/> aw <input type="radio"/> ie <input type="radio"/> ee	 <input type="radio"/> aw <input type="radio"/> ee <input type="radio"/> ai
 <input type="radio"/> ay <input type="radio"/> aw <input type="radio"/> ee	 <input type="radio"/> aw <input type="radio"/> ee <input type="radio"/> ai	 <input type="radio"/> aw <input type="radio"/> ay <input type="radio"/> ee

One Step Further
Put more words with vowel pairs. Compare with a friend to see who can get more.

199 **Vowel Pair ea**

Some vowel pairs can stand for more than one sound. The vowel pair **ea** can stand for the sound of long **e** in **team** and short **e** in **head**.

Directions: Say the name of each picture. Listen for the sound that **ea** stands for. Circle **ea** in **team** or **head**. Then, color the pictures whose names have the short **e** sound.

Long e Short e Long e Short e Long e Short e
Long e Short e Long e Short e Long e Short e
Long e Short e Long e Short e Long e Short e

One Step Further
Talk about in team. How do you feel about it? Write about what you see on the team?

200 **Vowel Pair oo**

Listen for the difference between the sound of the vowel pair **oo** in **moon** and its sound in **book**.

Directions: Say the name of the picture. Circle the picture of the moon or the book to show the sound of vowel pair **oo**.

One Step Further
What is the best book you've read recently? What did you like about it?

201 **y as a Vowel**

y can be a vowel. It can make two sounds. **y** can make the long sound of **y** or the long sound of **i**.

Directions: Color the pictures people **y** sounds like. **y** sounds like **i**.

What is the picture?

One Step Further
Write a sentence using the long sound of **y** and the short sound of **y**.

ANSWER KEY

303 **A Fork in the Road**

Directions: Write the words below on the correct "road".

city	jelly	by	city	dry	my
by	city	funny	happy	why	baby
candy	by	see-saw	why	why	
dry	fatty	dry	by	why	

candy jelly fuzzy funny sleepy kitty happy many lazy penny baby

sky fry sly cry by try why fly dry why my

Y sounds like long e Y sounds like long i

One Step Further
Draw a road that has one double e near it. The other e's are like the other y's.

203 **Highlight Happy**

Highlighting is a strategy that will help you with your reading. When you highlight something, you use a light-colored marker to color over a special word or words that you want to remember.

Highlighting means you...

Directions: Follow the directions to highlight words in the sentences below.

1. Highlight four things you might find in the ocean.

There are many creatures that live in the ocean. If you are lucky, you might see a shark or a whale in the ocean. If you are unlucky, you might find a jellyfish or even a squid.

2. Highlight six things you should bring to the beach.

Spending the day at the beach can be lots of fun. However, you must remember to bring your sunscreen, a beach ball, a beach chair, a beach umbrella, and a beach towel.

One Step Further
Go through the text. Highlight five words you think are most important.

304 **Tooth Tales**

Directions: Read the following information about your teeth.

Did you know that **enamel** is the hardest substance in your body? It makes your teeth strong. You have four teeth on the top and four teeth on the bottom, so you have **eight** teeth. (Or taking bad that is, not for taking your teeth!).

Did you know that **canines** are the teeth that are used for food that are hard to chew. In the very back of your mouth, **molars** are used for grinding food. (These are used to eat the food that is).

Finally, you have eight teeth called **bicuspids** for crushing food.

There's a lot of teeth, so keep smiling!

One Step Further
Teeth are important for a healthy smile. What do you do to take care of your teeth?

305 **Tooth Tales**

Directions: Answer the questions from the story about your teeth.

What are your teeth made of? enamel

Highlight where you found the answer.

What is the hardest material in your body? enamel

Highlight where you found the answer.

How many different types of teeth are in your mouth? four

Highlight where you found the answer.

What are your two very pointy teeth called? canines

Highlight where you found the answer.

How many teeth do adults have? 32

Highlight where you found the answer.

What teeth are used for biting? incisors

Highlight where you found the answer.

How many molars do people have? 12

Highlight where you found the answer.

One Step Further
How many teeth do you have? How many teeth does your pet?

306 **The World's Greatest Tree House**

Directions: Check the world's greatest tree house by following the directions below to finish the picture. Stop anytime to draw or color each part as indicated.

- Draw a large oak or other tree with a special doorstair.
- Draw windows (any shape) and curtains for the windows.
- Draw a ladder leading up to the tree house.
- Draw a sign over the door of the tree house.
- Draw a swing hanging from the tree.
- Draw two children using the tree house.

Drawings will vary.

One Step Further
What colors should the doorstair be used for a special clue?

307 **Use the Clues**

Context clues can help you figure out words you do not know. Read the words around the new word. Think of a word that makes sense.

Kate went in a _____ to the lake.

Did Kate swim in a lake or a tide? The word **swim** is a context clue.

Directions: Kate wrote this letter from camp. Read the letter. Use context clues to write the missing words from the word box. What clues did you use?

Dear Mom and Dad,

I woke up at _____ o'clock and got dressed. My friends and I ate _____ for breakfast. We went hiking in the _____.

Then, we went swimming in the _____ lake.

Love, Kate

One Step Further
Write a letter to a friend about everything you did today.

200 **Clues for Clothes**

Directions: Read the story. Use context clues to figure out the missing words. Write the words from the word box. Then, answer the questions.

Maria bundled up. She slide her arms through her _____ **sweaters** _____ . She tuck three pairs of _____ **socks** _____ over her feet. She wrap a _____ **scarf** _____ around her neck. At last, she pull her _____ **mittens** _____ onto her hands. Maria gave outside to play. Nobody is warmer than Maria.

1. What clue words helped you figure out sweaters?
_____ **arms** _____

2. What clue words helped you figure out mittens?
_____ **hands** _____

Word Box: socks, scarf, sweaters, mittens

One Step Further
What clothes do you wear when you go outside? What do you wear when you're hot?

209 **Context Clues in Action**

Directions: Read the story. Use context clues to figure out the meanings of the **boldfaced** words. Draw a line from the word to its meaning. The first one is done for you.

Jack has a plan. He wants to take his parents out to lunch to show that he **appreciates** all the nice things they do for him. His sister, Jessica will go, too, so she won't feel left out. Jack is **thrifty**. He saves the **allowance** he earns for doing chores around the house. So far, Jack has saved 10 dollars. He needs only five dollars more. He is excited about giving the check to his mom. He will last into an **adult**.

appreciates — is grateful for
allowance — money earned for work
chores — careful about spending money
thrifty — ~~is grateful for~~
adult — ~~money earned for work~~

One Step Further
Do something to show that you appreciate a friend or family member.

210 **Five Senses**

Directions: Read the story about the winter. Then, do the activities on page 211.

As you use your eyes to read this, you are using one of your five senses. You are using your sight. Your sense of sight lets you see faces, places, shapes, letters, and words. Your sight helps you see beautiful things and helps help you study.

Let's bring children singing, and your mother calling you to dinner all use the sense of hearing. Your ears catch sound waves that travel through the air and you hear them.

Your sense of hearing warns you with a deep beep that a truck is backing up a phone ring and you hear it. Could it be a knock calling?

Your sense of smell lets you know that a pizza is cooking without you even seeing it. Your nose smells the fresh sheets on your bed and lets you know that your dog has been playing in the rain or with a squirrel.

You use your tongue for tasting. Foods can taste salty, sweet, sour, or bitter. Your sense of smell and taste work together so you can enjoy food. Oil makes a longy oranges are really fresh. Carbon tetrachloride and chlorine are also salty tastes.

Your biggest sense organ is your skin. Your sense of touch is found in your skin. You can feel smooth, soft, rough, sharp, hot, and cold. Water is a smooth touch. Sandpaper is rough. Snow is cold, and cotton balls are soft.

Your five senses help to keep you safe and help you enjoy life.

One Step Further
Name one sense of your five senses and something you use it for.

211 **Five Senses**

Directions: Draw a line to match the sense to the body part that works with it.

Eye — touch
Ear — sight
Nose — smell
Tongue — taste
Skin — hearing
Hand — touch

Directions: Write what you learned about each sense after reading the story on page 210.

Taste _____

Smell _____

Sight **Answers will vary.**

Hearing _____

Touch _____

One Step Further
Use three of your senses to make each sense work. (smell, sight, hearing, and touch)

212 **Types of Tops**

The main idea is the most important part of a story.

Directions: Read about tops. Then, answer the questions.

Tops come in all sizes. Some tops are made of wood. Some tops are made of tin. All tops do the same thing. They spin. Do you know a top?

1. Circle the main idea.
Some tops are made of wood.

2. What are some tops made of? **wood or tin**

3. What do all tops do? **spin**

One Step Further
Name something you can spin. Spin it either by a top, but don't get close.

213 **Playing Store**

Directions: Read about playing store. Then, answer the questions.

Tyson and his friends like to play store. They use boxes and cans. They line them up. Then, they put them in bags.

1. Circle the main idea.
Tyson and his friends use boxes, cans, and bags to play store.

2. Circle your answer.
Who likes to play store?
all kids **some kids**

One Step Further
Do you like to play store? What is your favorite thing to use for the store?